

DATA CENTER Crash Cart

The all-in-one mobile toolkit for diagnosing and resolving data center emergencies. Designed to your specific needs, this checklist outlines the available accessories and features.



Standard Features

The features that come with every PHS West Data Center Crash Cart.

**DRYSLIDE WORKSURFACE**


ESD compliant and friction reducing surface.

**PUSH HANDLES**


Ergonomic design to easily position side to side.

**PULLOUT WORKSURFACE**

Extend your worksurface for on-site maintenance tasks.

**TOOL DRAWER**

Organize your tools in a locking drawer with an ESD mat.

**HARDWARE DRAWER**

A 250 pound capacity, locking drawer with an ESD mat.

**BOTTOM SHELF**

A 250 pound capacity fixed bottom shelf.

**ESD STRAP PLUG PORTS**

Plug in on either side of the cart for ESD compliance.

**DUAL WHEEL CASTERS**



Switch between locked, freewheel and directional lock at the press of a foot.



Data Center Crash Cart

OPTIONAL ACCESSORIES

Select the accessories that meet the needs of your data center.




BOTTOM DRAWER

Replace the fixed shelf with a 250 pound capacity, locking drawer with an ESD mat.

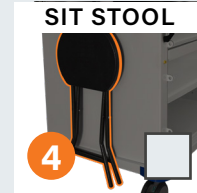


TOOL KIT

With Kaizen Foam Cutout on ESD mat.



STEP LADDER



SIT STOOL



MOUNTING POST



OVERBRIDGE

MOUNTING POST **OR** OVERBRIDGE REQUIRED

OVERBRIDGE REQUIRED



POWER STRIP

120V (4), USB (2), and USB-C (2) outlets. Mounted cord wrap included.



C13/C14 POWER STRIP

A C13/C14 (4) outlet power strip with mounted cord wrap included.



MONITOR ARM

Articulating arm mount to transport and position a monitor on the cart.



KVM MOUNT

Articulating arm mounts to transport a keyboard, monitor, and mouse.



LAPTOP ARM

Articulating arm mount to transport and position a laptop on the cart.



SCANNER BRACKET

